

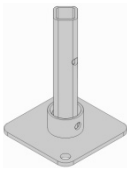


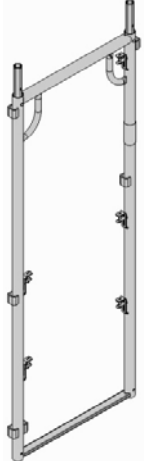
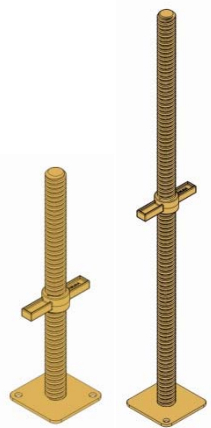
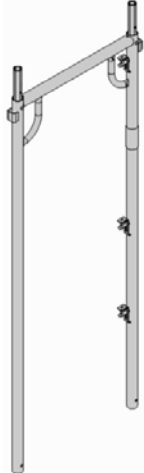

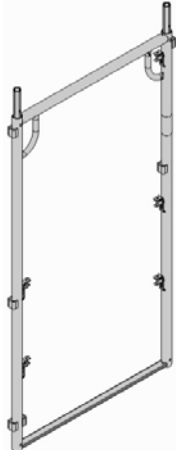

ITEM LIST

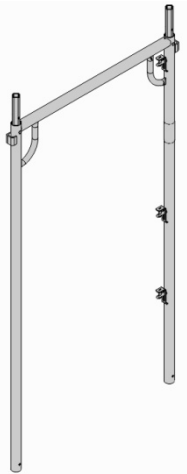
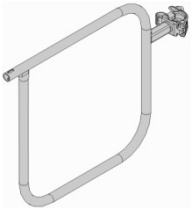
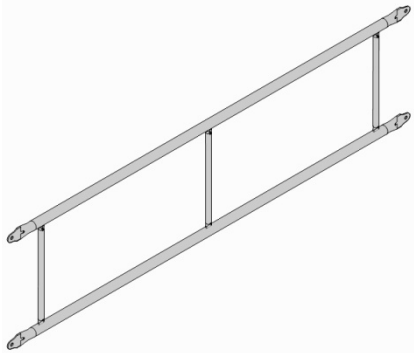















DORPA FRAME SCAFFOLDING

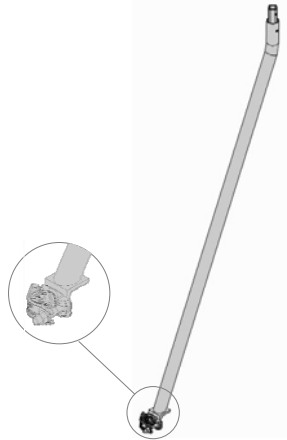
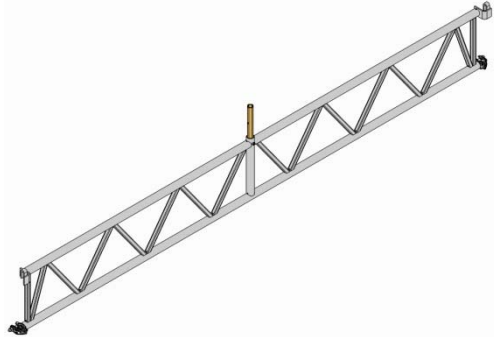
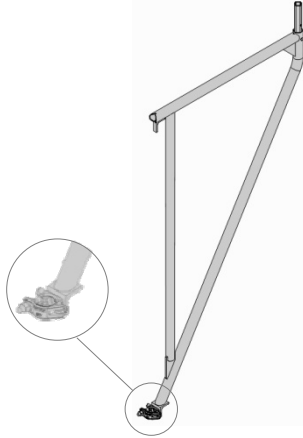
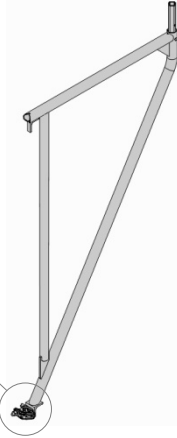
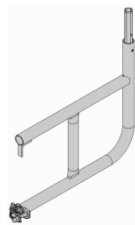








A00FFS

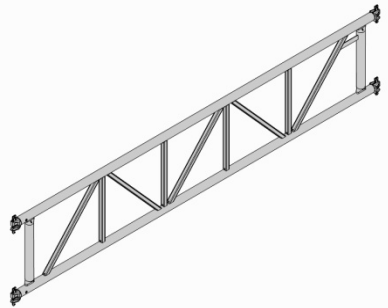



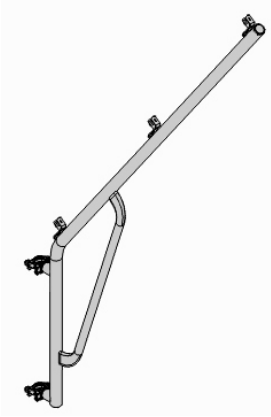









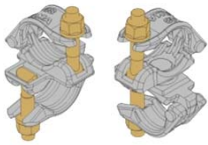

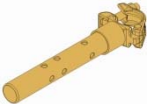
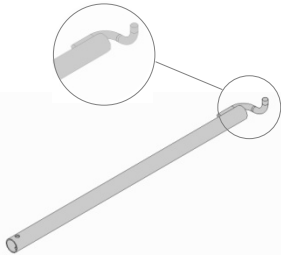
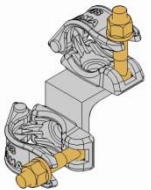

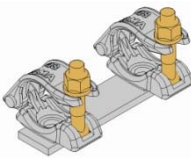


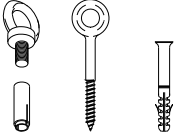

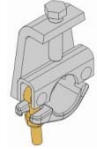

Item No.	Weight kg.	Name	Item No.	Weight kg.	Name
2125216	1.4	SCREW JACKS BASE PLATE	2124922	3	FRAMES INITIAL SUPPORT P-70
			2124923	4.3	INITIAL SUPPORT P-100
					
2127889	0.7	WOODEN SOLE PLATE	2124945	19.6	FRAME M-70 2
					
2124902	4.9	ADJUSTABLE BASE 0.5	2125204	7.8	OPEN FRAME P-70 0.5
2124907	8.7	ADJUSTABLE BASE 1	2125205	11.2	OPEN FRAME P-70 1
			2125206	14.5	OPEN FRAME P-70 1.5
			2124938	17.4	OPEN FRAME P-70 2
					
2127766	7.8	ADJUSTABLE SWIVEL BASE	2124946	21	FRAME M-100
					
2129485	1.6	HANDLE LOCK			
					

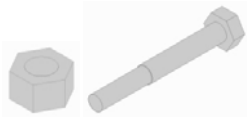

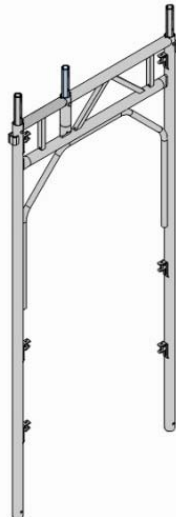
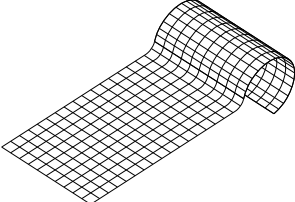
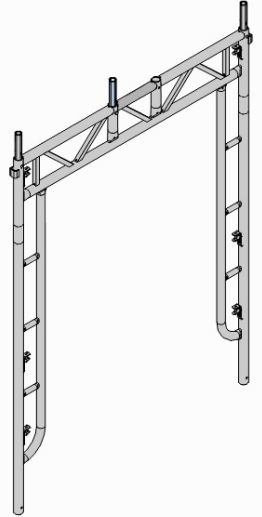

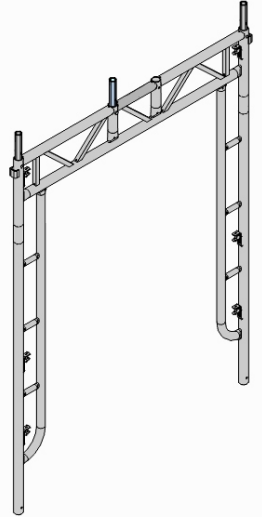

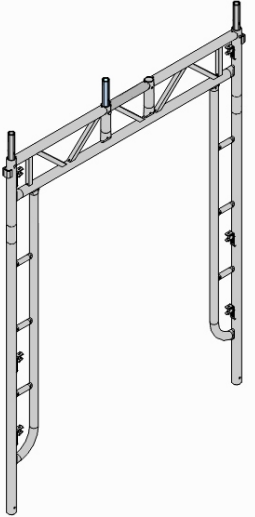

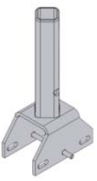

Item No.	Weight kg.	Name	Item No.	Weight kg.	Name
2125207	8.9	OPEN FRAME P-100 0.5	2125097	3	CORNER GUARDRAIL 0.7
2125208	12.2	OPEN FRAME P-100 1	2125098	3.7	CORNER GUARDRAIL 1.02
2125209	15.6	OPEN FRAME P-100 1.5			
2124944	18.8	OPEN FRAME P-100 2			
					
			2124917	6.5	GUARDRAIL 1.5
			2124918	8.3	GUARDRAIL 2
			2124919	10	GUARDRAIL 2.5
			2124920	11.8	GUARDRAIL 3
					
2125022	10.6	GUARDRAIL FRAME M-70			
2125023	11.8	GUARDRAIL FRAME M-100			
					
2125024	5.6	GUARDRAIL POST M-70	2124998	2.6	TOEBOARD 0.7
2125025	5.9	GUARDRAIL POST M-100	2124999	3.2	TOEBOARD 1.02
			2124994	4.2	TOEBOARD 1.5
			2124995	5.2	TOEBOARD 2
			2124996	6	TOEBOARD 2.5
			2124997	6.8	TOEBOARD 3
					
		GUARDRAIL ITEMS	2125489	2.4	INNER TOEBOARD 0.7
2125525	1.2	LEDGER 0.7	2125494	3.3	INNER TOEBOARD 1.02
2125524	1.8	LEDGER 1.02	2125496	4.3	INNER TOEBOARD 1.5
2124909	2.6	LEDGER 1.5	2125497	5.2	INNER TOEBOARD 2
2124910	3.5	LEDGER 2	2125498	6.2	INNER TOEBOARD 2.5
2124911	4.4	LEDGER 2.5	2125499	7.4	INNER TOEBOARD 3
2124912	5.3	LEDGER 3			
					

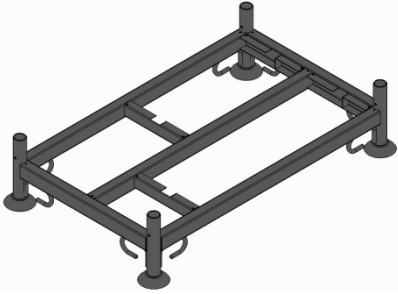
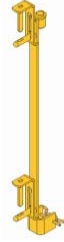



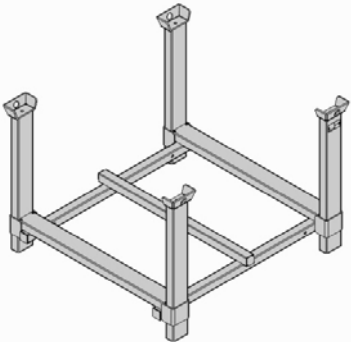
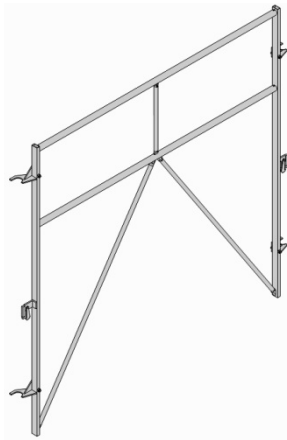



Item No.	Weight kg.	Name	Item No.	Weight kg.	Name
DIAGONALS			WORKING PLATFORMS		
2124983	6.2	DIAGONAL 1.5x2 WITH COUPLER	2127718	6.6	PLATFORM 0.7
2124984	6.8	DIAGONAL 2x2 WITH COUPLER	2127717	9	PLATFORM 1.02
2124985	8	DIAGONAL 2.5x2 WITH COUPLER	2127716	12.4	PLATFORM 1.5
2124986	9	DIAGONAL 3x2 WITH COUPLER	2127715	17	PLATFORM 2
			2127714	20.2	PLATFORM 2.5
			2127713	22.2	PLATFORM 3
					
2125295	5.5	DIAGONAL 1.5x2 FIX PINED	2125623	3.2	CORNER PLATFORM 0.32
2125294	6.5	DIAGONAL 2x2 FIX PINED	2125627	10.3	CORNER PLATFORM 0.64
2125293	7.4	DIAGONAL 2.5x2 FIX PINED			
2125292	8.4	DIAGONAL 3x3 FIX PINED			
			2125643	13	CROSSING PLATFORM
					
2125217	4.4	DIAGONAL 1.5x0.5 WITH COUPLER	2129617	7.9	TRAPDOOR PLATFORM 1.02
2125218	4.5	DIAGONAL 1.5x1 WITH COUPLER	2128152	13.5	TRAPDOOR PLATFORM 1.5
2125219	5.1	DIAGONAL 1.5x1.5 WITH COUPLER	2127868	18.6	TRAPDOOR PLATFORM 2
2125220	5.5	DIAGONAL 2x0.5 WITH COUPLER	2127867	25.8	TRAPDOOR PLATFORM 2.5
2125221	5.7	DIAGONAL 2x1 WITH COUPLER	2127712	31	TRAPDOOR PLATFORM 3
2125222	6.2	DIAGONAL 2x1.5 WITH COUPLER			
2125223	6.7	DIAGONAL 2.5x0.5 WITH COUPLER			
2125224	6.8	DIAGONAL 2.5x1 WITH COUPLER			
2125225	7.2	DIAGONAL 2.5x1.5 WITH COUPLER			
2125226	7.8	DIAGONAL 3x0.5 WITH COUPLER			
2125227	7.9	DIAGONAL 3x1 WITH COUPLER			
2125228	8.1	DIAGONAL 3x1.5 WITH COUPLER			
			2127872	11	PLATFORM COMBI 1.5
			2127871	14.9	PLATFORM COMBI 2
			2127870	17.7	PLATFORM COMBI 2.5
			2127869	21.5	PLATFORM COMBI 3
					



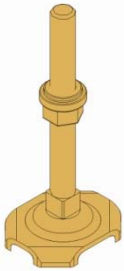
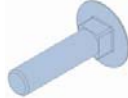








Item No.	Weight kg.	Name	Item No.	Weight kg.	Name
DORPA ITEMS			2125616	7.3	CONSOLE BRACE 0.7
2125060	44	BRIDGING BEAM 4	2125620	7.8	CONSOLE BRACE 1.02
2125058	56	BRIDGING BEAM 5			
2125044	66	BRIDGING BEAM 6			
			2125337	15	CANTILEVER 0.7
2125398	18	CANTILEVER 1.02			
					
2125037	5.6	CONSOLE 0.3	2125039	7.3	CONSOLE 0.64
2125363	9.8	CONSOLE 1			
					
2125242	6	CONSOLE WITH COUPLER 0.32	2125243	8.7	CONSOLE WITH COUPLER 0.64
2125364	10.2	CONSOLE WITH COUPLER 1			
					
2125700	0.9	CONSOLE F 0.2	2125020	3.4	GUARDRAIL POST FOR CONSOLE
2125583	3.8	CONSOLE F 0.32			
2125592	5	CONSOLE F 0.7			
2125597	6.2	CONSOLE F 1.02	2125634	4.1	GUARDRAIL POST FM
					
2125602	4	CONSOLE M 0.32	2125382	2.8	WORKING BRACKET
2125695	4.6	CONSOLE M 0.5			
2125608	5.3	CONSOLE M 0.7			
2125612	6.5	CONSOLE M 1.02			

Item No.	Weight kg.	Name	Item No.	Weight kg.	Name
2127510	1.4	BRIO ELEMENTS – PEDESTRIAN WALKWAYS	2128052	12.6	PASSAGE BEAM 1.02
		BASE COLLAR	2128081	16.3	PASSAGE BEAM 1.5
2127503	13.5	STANDARD 3	2128082	23.4	PASSAGE BEAM 2
			2128083	30	PASSAGE BEAM 2.5
2127522 2127523 2127524 2127525 2127526 2127527	3.2	LEDGER 0.7	2128084	35	PASSAGE BEAM 3
	4.4	LEDGER 1.02			
	6	LEDGER 1.5			
	7.6	LEDGER 2			
	9.4	LEDGER 2.5			
	11.7	LEDGER 3			
					
			2125316	12.3	PROTECTION FAN COVER SHIELD
					
2127540	7.2	DIAGONAL BRACE 0.7x2	2125322	12.4	SHEET
2127541	8.7	DIAGONAL BRACE 1.02x2			
2127617	10.2	DIAGONAL BRACE 1.5x2	2125705	12.8	SHEET PL
2127542	11.8	DIAGONAL BRACE 2x2			
2127618	13	DIAGONAL BRACE 2.5x2			
2127543	14.2	DIAGONAL BRACE 3x2 (width x height)	2125323	0.2	HOOK
					

Item No.	Weight kg.	Name	Item No.	Weight kg.	Name
2125438	1.7	SHIELD LEDGER 0.7	2125288	1.8	TUBE 48/0.5
2125439	2.2	SHIELD LEDGER 1.02	2125289	3.7	TUBE 48/1.1
2125245	3.6	SHIELD LEDGER 1.5	2125290	5.5	TUBE 48/1.6
2125246	4.8	SHIELD LEDGER 2	2125291	7	TUBE 48/2.1
2125247	6	SHIELD LEDGER 2.5	2125249	11.4	TUBE 48/3.1
2125248	7.4	SHIELD LEDGER 3	2125250	14.6	TUBE 48/4.1
			2125251	18	TUBE 48/5
					
		FIXING ITEMS	2125513	13.3	TIE 48/3.5
2125148	1.2	RIGHT ANGLE COUPLER 48/48	2125515	18.7	TIE 48/5
2125147	1.3	SWIVEL COUPLER 48/48			
					
2125309	1.7	COUPLER 48 WITH SPIGOT	2125503	1.6	TIE 0.3
			2125137	2.2	TIE 0.5
			2125138	4.2	TIE 1
			2125139	5.8	TIE 1.5
			2125140	7.6	TIE 2
2127964	1.3	RIGHT ANGLE COUPLER			
					
2125184	1.7	TENSION COUPLER 48	2125107	6.1	WINDOW TIE 0.8-1.2
			2125108	7.7	WINDOW TIE 1.2-2
					
2125312	1.3	DOUBLE SPIGOT 48	9165400	0.3	EYEBOLT SCREW M16
			9850530	0.9	HKD HILTI PLUG M16
			9371777	0.01	PLASTIC PLUG 14x70
			9371774	0.01	PLASTIC PLUG 14x100
			9371773	0.01	PLASTIC PLUG 14x140
			9371772	0.18	RING 12x120
			9371778	0.22	RING 12x160
			9371779	0.29	RING 12x230
			9371780	0.5	EXPANSION ANCHOR M16x145
2125356	0.6	CLAMP WITH HOOK 40/48			
					
2128077	0.9	IPN COUPLER	2125159	0.1	SAFETY PIN
					

Item No.	Weight kg.	Name	Item No.	Weight kg.	Name
9056600	0.01	SELF LOCKING HEXAGONAL NUT M10	2125324	8.4	GANGWAY CROSSBRACE 2
9050901	0.1	BOLT M10x60 8.8 DIN 931	2125325	9.6	GANGWAY CROSSBRACE 2.5
9045200	0.1	BOLT M10x80	2125326	10.8	GANGWAY CROSSBRACE 3
					
DORPA/BRIO COMMON ITEMS					
2125486	30	GANGWAY FRAME 0.9	2125549	7.2	TWO-COLOUR NET 6x12
					
2125175	46.4	GANGWAY/PASSAGE FRAME 1.65	2125531	0.55	ADVERTISING SHEET 1x0.9
					
2125175	46.4	GANGWAY/PASSAGE FRAME 1.65	2125544	2	ADVERTISING SHEET 0.6x4
			2125545	2.9	ADVERTISING SHEET 0.6x6
			2125546	3.4	ADVERTISING SHEET 1x4
			2125547	5	ADVERTISING SHEET 1x6
					
2125532	3.1	SUPPORT LP1	2125532	3.1	SUPPORT LP1
9062600	0.5	PLASTIC CLAMP 4.8x370B	9062600	0.5	PLASTIC CLAMP 4.8x370B
					
2127966	1	INITIAL SUPPORT "U"	2125667	0.28	PROTECTOR TUBE
			9062601	0.008	PLASTIC CLAMP 7.6x540B
					

Item No.	Weight kg.	Name	Item No.	Weight kg.	Name
2127938	38.4	PALLETS PALLET BRIO-DORPA 0.7	2129501	1.2	90° ADAPTER
					
2127939	7.8	PALLET ADAPTOR BRIO-DORPA 1.02	2128194	4.8	SAFETY LEDGER 3-2
			2129310	3.8	SAFETY LEDGER 1.5
2127940	3.6	PALLET POST 1.07			
2129645	2.5	PALLET POST 0.72	2125444	9.4	SAFETY GUARDRAIL 0.7
			2125443	10.5	SAFETY GUARDRAIL 1.02
2127230	59	PL1 PALLET	2125424	15	SAFETY GUARDRAIL 1.5
2127225	59	PL2 PALLET	2125423	14	SAFETY GUARDRAIL 2
			2125422	16	SAFETY GUARDRAIL 2.5
			2125421	21.8	SAFETY GUARDRAIL 3
					
2128071	3.8	ASSEMBLY SAFETY ITEMS SAFETY FOOT DORPA	2129172	0.8	LOAD HOOK
					
			2129173	4.5	PULLEY WITH SUPPORT
					

Item No.	Weight kg.	Name	Item No.	Weight kg.	Name
2124943	0.67	MISCELLANEOUS SPIGOT DORPA 	2128402	0.35	GIRDER BEAM SUPERIOR SEMICLAMP 
2127922	8.2	WINDOW TIE SCREW 	9370535	0.01	SCREW M12x50 DIN 603 
9372760 9372752	1 1	END CAP D40 END CAP D45 	9371433	0.1	SCREW "T" M14x69 Q5.8 
9370646	1	OUTSIDE FERRULE D11 	9371598	0.045	NUT W/BASE M14 Q8 
2125582	0.03	PLASTIC PLUG 	9830108	0.2	TRAPDOOR BOLT 
2135352	2.2	SPARE PARTS ALUMINIUM LADDER FOR TRAPDOOR 			
2127737	0.41	TRAPDOOR PLATFORM HOOK 			
2535253	0.6	JACK NUT D38 