

## ITEM LIST



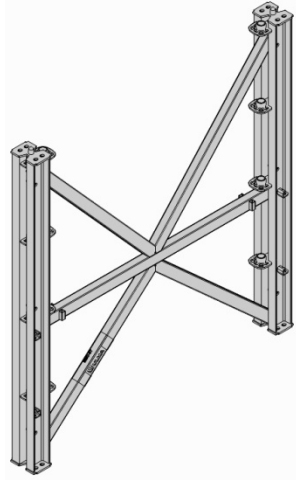

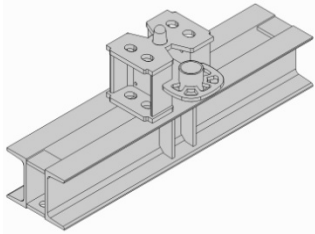

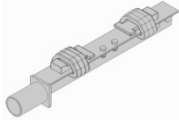


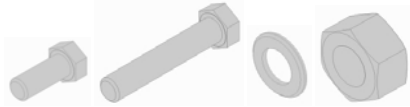


## BRIO ST FAÇADE SUPPORT


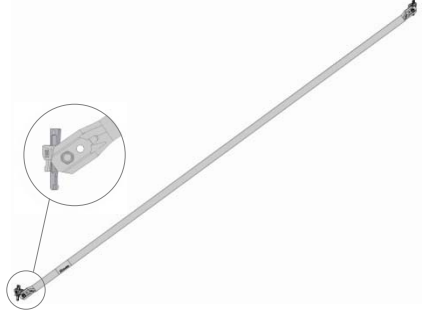
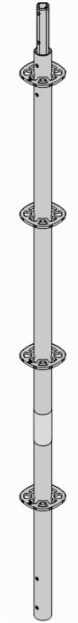





A00FFS





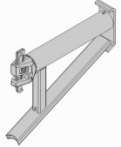
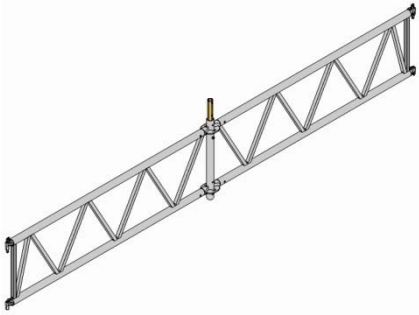
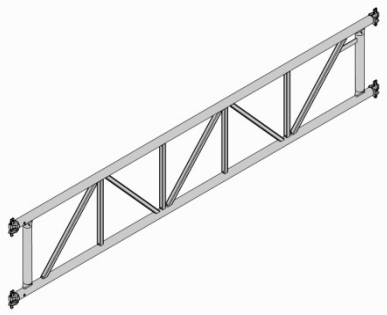
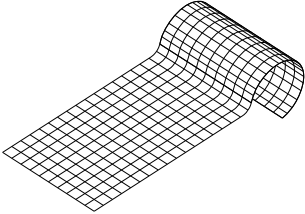


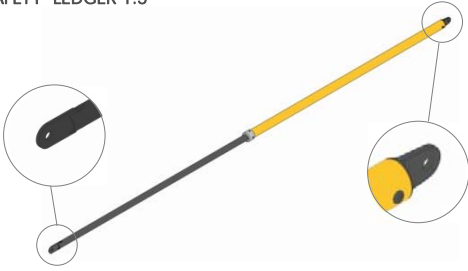


# FAÇADE SUPPORT BRIO ST

## SCAFFOLDING


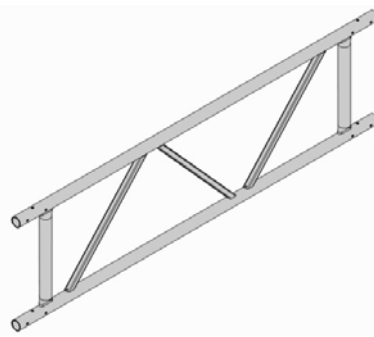
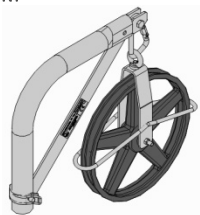
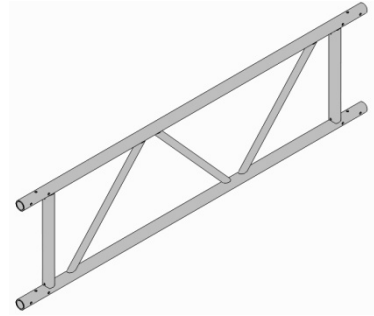


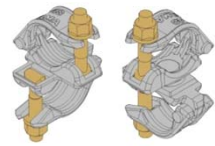
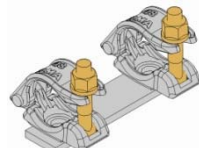

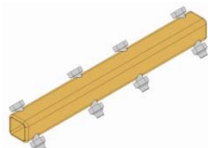
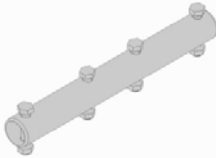
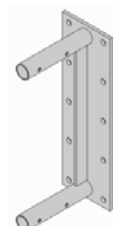
Item No.	Weight kg.	Name	Item No.	Weight kg.	Name
2121000	145	BRIO-ST FRAME ST 	2121060	15.4	BEAM ST 2.5
			2121061	21.5	BEAM ST 3.5
			2121062	27.6	BEAM ST 4.5
			2121063	33.6	BEAM ST 5.5 
2121001	28	SUPPORT ST 	2121076	4.8	STANDARD ST 
2121070	4.5	TIE LOCKING ST 	9372641	12	CHAIN ST 
2121004	5	GUARDRAIL ST 	9047101	0.2	EXAGONAL SCREW M20x50
			9370401	0.3	EXAGONAL SCREW M20x110 DIN933 8.8
			9002300	0.1	LOCK WASHER B21
			9143100	0.1	EXAGONAL NUT M20 
2124902	4.9	BRIO STRUCTURE ADJUSTABLE BASE 0.5	2124907	8.7	ADJUSTABLE BASE 1 
2121043	9.5	DIAGONAL BRACE ST 2			
2121042	10.7	DIAGONAL BRACE ST 2.5			
2121041	11.9	DIAGONAL BRACE ST 3 			

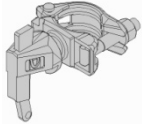







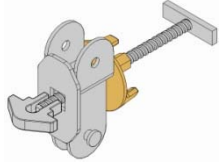





Item No.	Weight kg.	Name	Item No.	Weight kg.	Name
2127510	1.4	BASE COLLAR	2127540	7.2	DIAGONAL BRACE 0.7x2
			2127541	8.7	DIAGONAL BRACE 1.02x2
			2127617	10.2	DIAGONAL BRACE 1.5x2
			2127542	11.8	DIAGONAL BRACE 2x2
			2127618	13	DIAGONAL BRACE 2.5x2
			2127543	14.2	DIAGONAL BRACE 3x2 (width x height)
2127500	4.6	STANDARD 1			
2127501	7.4	STANDARD 1.5			
2127502	9.4	STANDARD 2			
2127503	13.5	STANDARD 3			
			2127718	6.6	PLATFORM 0.7
			2127717	9	PLATFORM 1.02
			2127716	12.4	PLATFORM 1.5
			2127715	17	PLATFORM 2
			2127714	20.2	PLATFORM 2.5
			2127713	22.2	PLATFORM 3
					
2127656	5.2	GUARDRAIL POST	2129617	7.9	TRAPDOOR PLATFORM 1.02
			2128152	13.5	TRAPDOOR PLATFORM 1.5
			2127868	18.6	TRAPDOOR PLATFORM 2
			2127867	25.8	TRAPDOOR PLATFORM 2.5
			2127712	31	TRAPDOOR PLATFORM 3
					
2127522	3.2	LEDGER 0.7	2127756	8	COMPLEMENTARY PLATFORM 1.5
2127523	4.4	LEDGER 1.02	2127755	10.2	COMPLEMENTARY PLATFORM 2
2127524	6	LEDGER 1.5	2127754	12.8	COMPLEMENTARY PLATFORM 2.5
2127525	7.6	LEDGER 2	2127753	15	COMPLEMENTARY PLATFORM 3
2127526	9.4	LEDGER 2.5			
2127527	11.7	LEDGER 3			
					

Item No.	Weight kg.	Name	Item No.	Weight kg.	Name
2124998	2.6	TOEBOARD 0.7	2125531	0.55	ADVERTISING SHEET 1x0.9
2124999	3.2	TOEBOARD 1.02			
2124994	4.2	TOEBOARD 1.5			
2124995	5.2	TOEBOARD 2	2125544	2	ADVERTISING SHEET 0.6x4
2124996	6	TOEBOARD 2.5	2125545	2.9	ADVERTISING SHEET 0.6x6
2124997	6.8	TOEBOARD 3	2125546	3.4	ADVERTISING SHEET 1x4
			2125547	5	ADVERTISING SHEET 1x6
		<b>BRIO ACCESSORIES</b>			
2127679	2.3	CONSOLE 0.32	2125532	3.1	SUPPORT LP1
2127680	6.6	CONSOLE 0.7			
2127681	9.7	CONSOLE 1.02			
					
2127706	44	BRIDGING BEAM 4			
2127702	56	BRIDGING BEAM 5			
2127693	68	BRIDGING BEAM 6			
					
2128052	12.6	PASSAGE BEAM 1.02			
2128081	16.3	PASSAGE BEAM 1.5			
2128082	23.4	PASSAGE BEAM 2			
2128083	30	PASSAGE BEAM 2.5			
2128084	35	PASSAGE BEAM 3			
					
2125549	7.2	TWO-COLOUR NET 6x12			
					
					<b>ASSEMBLY SAFETY ITEMS</b>
			2128193	3.9	BRIO SAFETY GUARDRAIL POST
					
			2129501	1.2	90° ADAPTER
					
			2128194	4.8	SAFETY LEDGER 3-2
			2129310	3.8	SAFETY LEDGER 1.5
					

# FAÇADE SUPPORT BRIO ST

## SCAFFOLDING

Item No.	Weight kg.	Name	Item No.	Weight kg.	Name
2129465	10.3	ASSEMBLING PLATFORM 500/2	2128095	18.8	BEAM 2
2129464	14.5	ASSEMBLING PLATFORM 500/3	2128098	23	BEAM 2.5
			2128100	27.1	BEAM 3
			2128104	35.4	BEAM 4
			2128106	52	BEAM 6
					
2129173	4.5	PULLEY WITH SUPPORT	2128108	9	BEAM ALU 2
			2128112	11.5	BEAM ALU 2.5
			2128114	14	BEAM ALU 3
			2128118	18	BEAM ALU 4
			2128120	26	BEAM ALU 6
					
2129172	0.8	LOAD HOOK	2125288	1.8	TUBE 48/0.5
			2125289	3.7	TUBE 48/1.1
			2125290	5.5	TUBE 48/1.6
			2125291	7	TUBE 48/2.1
			2125249	11.4	TUBE 48/3.1
			2125250	14.6	TUBE 48/4.1
			2125251	18	TUBE 48/5
					
			2125148	1.2	RIGHT ANGLE COUPLER 48/48
			2125147	1.3	SWIVEL COUPLER 48/48
					
			2125184	1.7	TENSION COUPLER 48
					
			2125312	1.3	DOUBLE SPIGOT 48
					
					
2127825	1.1	BRIO SANDWICH STRUCTURE DOBLE SPIGOT			
2129545	1	DOBLE SPIGOT FOR ALU BEAM			
					
2129372	10.7	BEAM ANCHORAGE			
					

Item No.	Weight kg.	Name	Item No.	Weight kg.	Name
2127923	1.3	HEAD WITH COUPLER 	1900123	24.2	PUSH-PULL PROP 2.4-3.5
			1908168	43.3	PUSH-PULL PROP 3.6-4.8
			1900147	51	PUSH-PULL PROP 5-6
2000300	1.2	BASE PLATE 			
<b>WALERS</b>			<b>STAYING</b>		
1960005	10.2	WALER DU-100/0.5	0230100	1.7	TIE ROD 15/1
1960007	15.4	WALER DU-100/0.75	0230120	2	TIE ROD 15/1.2
1960010	20.5	WALER DU-100/1	0230150	2.2	TIE ROD 15/1.5
1960012	25.6	WALER DU-100/1.25	0230200	3.3	TIE ROD 15/2
1960015	31.1	WALER DU-100/1.5	0230250	3.6	TIE ROD 15/2.5
1960020	41.3	WALER DU-100/2	0230300	4.3	TIE ROD 15/3
1960025	52	WALER DU-100/2.5	0230350	5	TIE ROD 15/3.5
1960030	63	WALER DU-100/3	0230400	5.8	TIE ROD 15/4
1960037	78	WALER DU-100/3.75	0230450	6.5	TIE ROD 15/4.5
1960050	103	WALER DU-100/5	0230500	7.2	TIE ROD 15/5
1960060	125	WALER DU-100/6 	0230550	7.9	TIE ROD 15/5.5
			0230600	8.6	TIE ROD 15/6
1960009	4.2	WALER CONNECTOR 			
0111100	26.5	WALER DU-120/1	<b>FORMWORK ACCESSORIES</b>		
0111150	39.6	WALER DU-120/1.5	1900256	1.4	PLATE WASHER NUT 15 
0111200	53	WALER DU-120/2			
0111250	66	WALER DU-120/2.5	7238000	0.73	PLATE NUT 15 
0111300	79	WALER DU-120/3			
0111350	93	WALER DU-120/3.5	1960275	3.9	PUSH-PULL PROP HEAD 
0111400	106	WALER DU-120/4			
0111450	119	WALER DU-120/4.5	0250000	0.03	COTTER PIN R/5 
0111500	133	WALER DU-120/5			
0111600	159	WALER DU-120/6 	0252070	0.29	PIN E20x70 
0120601	10.1	WALER CONNECTOR U/R-120/600			
0120701	12	WALER CONNECTOR U/R-120/700  			
<b>PUSH-PULL PROPS</b>					
1960125	38.1	PUSH PULL PROP E 2.7-3.3			
1960410	45	PUSH PULL PROP E 3.25-4 